



FLOOR MACHINE

Trojan Battery - The Power to Shine

With over 80 years of experience, Trojan Battery delivers the world's most reliable, powerful and durable floor machine batteries to meet your toughest cleaning needs—in both flooded/wet and gel technologies.

Trojan's broad portfolio of flooded and gel batteries are available in 6-volt and 12-volt sizes. Our flooded deep cycle batteries feature Trojan's proprietary Maxguard[®] Advanced Design Separator and exclusive Alpha Plus[®] paste formulation. Together these technologies help extend the life of your battery, sustain performance and lower overall maintenance costs.

Our Deep-Cycle Gel[™] batteries are maintenance free and require no watering. Certified non-spillable, Trojan's Deep-Cycle Gel is ideal for use in Health & Safety-sensitive Environments (HSE) such as schools, hospitals, office buildings and airports.

Trojan's Floor Machine products deliver superior capacity and durability, and is why:

- **The world's top floor machine manufacturers and cleaning contractors know they can depend on Trojan's rugged construction to provide long-lasting power in the harshest conditions**
- **You can expect unrivaled capacity for more productive hours each and every shift, seven days a week**











With Trojan Battery's high-capacity deep cycle batteries, you have the power to shine. We offer outstanding technical support provided by full-time applications engineers. *Trojan batteries are available worldwide through Trojan's Master Distributor Network.*

Call 800-423-6569 or 562-236-3000 for more information or visit us at www.trojanbattery.com.

BCI GROUP SIZE	TYPE	CAPACITY ^A Minutes		CAPACITY ^B Amp-Hours (AH)		TERMINAL TYPE (See Below)	DIMENSIONS ^C Inches (mm)			WEIGHT lbs. (kg)
		@25 Amps	@75 Amps	5 Hr Rate	20 Hr Rate		L	W	H ^D	
6 VOLT DEEP CYCLE BATTERIES										
GC2	T-605	383	105	175	210	1,3,4,5	10 3/8 (264)	7 1/8 (181)	10 7/8 (276)	58 (26)
GC2	T-105	447	115	185	225	1,3,4,5	10 3/8 (264)	7 1/8 (181)	10 7/8 (276)	62 (28)
GC2	T-105 Plus	447	115	185	225	1,2,4	10 3/8 (264)	7 1/8 (181)	10 11/16 (272)	62 (28)
GC2	T-125	488	132	195	240	1,3,4,5	10 3/8 (264)	7 1/8 (181)	10 7/8 (276)	66 (30)
GC2	T-125 Plus	488	132	195	240	1,2,4	10 3/8 (264)	7 1/8 (181)	10 11/16 (272)	66 (30)
GC2H	T-145	530	145	215	260	1,3,4,5	10 3/8 (264)	7 1/8 (181)	11 5/8 (295)	72 (33)
GC2H	T-145 Plus	530	145	215	260	1,2,4	10 3/8 (264)	7 1/8 (181)	11 1/2 (292)	72 (33)
DIN	TE35	500	135	200	245	4	9 5/8 (244)	7 1/2 (191)	10 7/8 (276)	68 (31)
901	J250G	475	130	195	235	5	11 1/2 (292)	7 (178)	11 7/8 (302)	67 (30)
901	J250P	540	135	215	250	6	11 11/16 (297)	7 (178)	11 1/2 (292)	72 (33)
902	J305E-AC	645	160	250	305	5	12 1/4 (311)	7 (178)	14 3/8 (365)	83 (38)
902	J305G-AC	678	175	258	315	5	12 1/4 (311)	7 (178)	14 3/8 (365)	88 (40)
902	J305P-AC*	711	195	271	330	6	11 5/8 (295)	7 (178)	14 3/8 (365)	96 (44)
902	J305H-AC*	781	215	295	360	6	11 5/8 (295)	7 (178)	14 3/8 (365)	98 (45)
903	L16E-AC	766	185	303	370	5	12 1/4 (311)	7 (178)	17 (432)	100 (46)
903	L16G-AC	789	200	320	390	5	12 1/4 (311)	7 (178)	17 (432)	107 (49)
903	L16P-AC*	850	220	344	420	6	11 5/8 (295)	7 (178)	16 3/4 (424)	114 (52)
903	L16H-AC*	935	245	357	435	6	11 5/8 (295)	7 (178)	16 3/4 (424)	125 (57)
12 VOLT DEEP CYCLE BATTERIES										
24	24TMX	140	36	70	85	3	11 1/4 (286)	6 3/4 (171)	9 3/4 (248)	47 (21)
27	27TMX	175	45	85	105	3	12 3/4 (324)	6 3/4 (171)	9 3/4 (248)	55 (25)
27	27TMH	200	51	95	115	3,4,5	12 3/4 (324)	6 3/4 (171)	9 3/4 (248)	61 (28)
30H	30XHS	225	57	105	130	3,4,5	13 15/16 (355)	6 3/4 (171)	10 1/16 (256)	66 (30)
30H	31XHS	225	57	105	130	7	13 (330)	6 3/4 (171)	9 1/2 (241)	67 (30)
N/A	J150	280	70	120	150	2	13 13/16 (351)	7 1/8 (181)	11 1/8 (283)	84 (38)
N/A	J150 Plus	280	70	120	150	1,2,4	13 13/16 (351)	7 1/8 (181)	11 1/8 (283)	84 (38)
921	J185E-AC	312	82	144	175	5	15 1/2 (394)	7 (178)	14 5/8 (371)	102 (46)
921	J185G-AC	324	93	152	185	5	15 1/2 (394)	7 (178)	14 5/8 (371)	106 (48)
921	J185P-AC*	380	104	168	205	6	15 (381)	7 (178)	14 5/8 (371)	114 (52)
921	J185H-AC*	440	121	185	225	6	15 (381)	7 (178)	14 5/8 (371)	128 (58)
N/A	DC-500ML	1050	272	361	450	4,9	19 1/4 (489)	10 5/8 (270)	16 3/4 (425)	332 (151)
36 VOLT DEEP CYCLE BATTERIES										
N/A	18DC-500ML	1050	272	361	450	10	35 1/4 (895)	19 1/8 (486)	16 3/4 (425)	986 (447)
6 VOLT DEEP-CYCLE GEL BATTERIES										
GC2	6V-GEL	394	-	154	189	5	10 1/4 (260)	7 1/8 (181)	10 7/8 (276)	68 (31)
12 VOLT DEEP-CYCLE GEL BATTERIES										
24	24-GEL	147	-	66	77	6	10 7/8 (276)	6 3/4 (171)	9 5/16 (236)	52 (24)
27	27-GEL	179	-	76	91	5	12 3/4 (324)	6 3/4 (171)	9 1/4 (234)	63 (29)
31	31-GEL	200	-	85	102	5	12 15/16 (329)	6 3/4 (171)	9 5/8 (245)	69 (31)

- A.** The number of minutes a battery can deliver when discharged at a constant rate at 80°F (27°C) and maintain a voltage above 1.75 V/cell. Capacities are based on peak performance.
- B.** The amount of amp-hours (AH) a battery can deliver when discharged at a constant rate at 80°F (27°C) for the 20 Hr rate and 86°F (30°C) for the 5 Hr rate and maintain a voltage above 1.75 V/cell. Capacities are based on peak performance.
- C.** Dimensions are based on maximum size. Dimensions may vary depending on type of handle or terminal.
- D.** Dimensions taken from bottom of the battery to the highest point on the battery. Heights may vary depending on type of terminal.

TERMINAL CONFIGURATIONS

1 LPT	2 HPT	3 WNT	4 AP	5 UT	6 DT	7 ST	8 DWNT	9 LT	10
									
Low Profile Terminal	High Profile Terminal	Wingnut Terminal	Automotive Post Terminal	Universal Terminal	Automotive Post & Stud Terminal	Stud Terminal	Dual Wingnut Terminal	L-Terminal	Cable & Plug

*Polyon™ Case



STORAGE BATTERY SYSTEMS, INC.

800-554-2243

www.sbsbattery.com