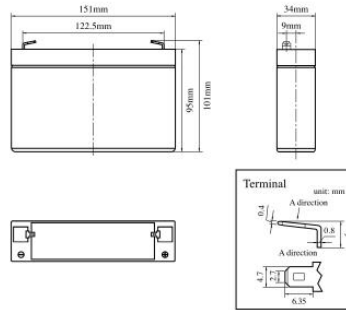


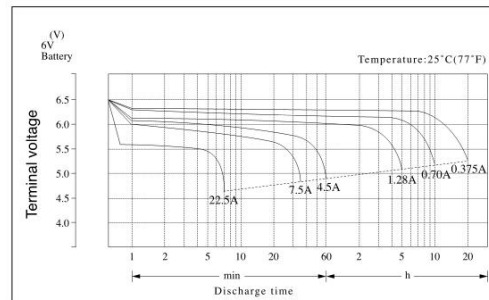
S-675



Specifications

Nominal Voltage		6V
Rated Capacity(20 hour rate)		7.5AH
Dimension	Total Height (with terminals)	101mm(3.98inches)
	Height	95mm(3.74inches)
	Length	151mm(5.94inches)
	Width	34mm(1.34inches)
Weight		Approx. 1.40kg(3.09lbs)

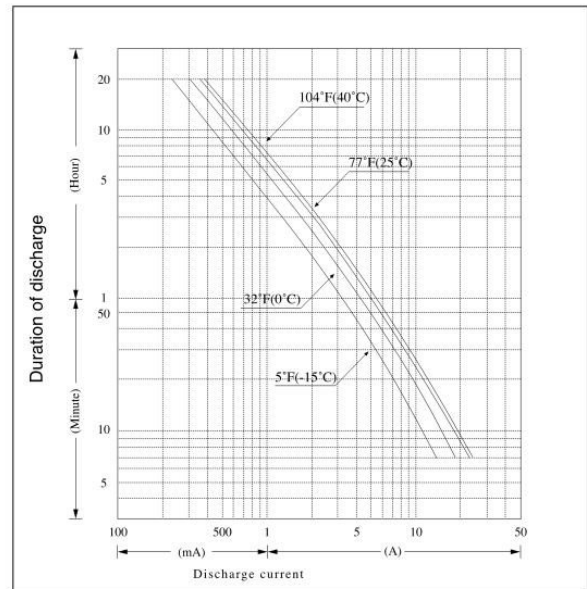
Discharge characteristics 77°F (25°C)



Characteristics

Capacity 77°F(25°C)	20 hour rate(375mA)	7.5AH
	10 hour rate(700mA)	7.0AH
	5 hour rate(1.28A)	6.4AH
	1 hour rate(4.5A)	4.5AH
	15 min rate(13.12A)	3.28AH
Internal Resistance	Full charged Battery 77°F(25°C)	11mΩ
Capacity affected by Temperature (20 hour rate)	104°F(40°C)	102%
	77°F(25°C)	100%
	32°F(0°C)	85%
	5°F(-15°C)	65%
Self-Discharge 77°F(25°C)	Capacity after 3 month storage	91%
	Capacity after 6 month storage	82%
	Capacity after 12 month storage	64%
Max. Discharge Current 77°F(25°C)	112.5A(5S)	
Terminal	Standard	F1
	Optional	F2
Charging (Constant Voltage)	Cycle	Initial Charging Current 1.5A Or Small 7.25V~7.45V/77°F(25°C)
	Float	6.8V~6.9V/77°F(25°C)

Duration of discharge vs. Discharge current



Constant Power discharge Watts Per Cell 77°F (25°C)

Cut off voltage V/cell	5M	10M	15M	30M	40M	60M
1.50V	58.6	39.5	30.1	18.2	15.0	10.6
1.60V	57.1	38.5	29.3	17.7	14.3	10.4
1.67V	55.9	37.7	28.7	17.4	14.1	10.2
1.70V	55.2	37.2	28.2	17.0	13.9	10.0
1.75V	54.1	36.5	27.8	16.9	13.6	9.8

Note The above data are average values, and can be obtained within 3 charge/discharge cycles. These are not minimum values.