

Battery Station with Rollers

Two-Compartment

Model	Roller Width	Outside Width (OW)
RS-12-2	12"	26"
RS-15-2	15"	32"
RS-18-2	18"	38"
RS-21-2*	21"	44"
RS-24-2*	24"	50"
RS-27-2	27"	56"
RS-30-2	30"	62"
RS-34-2	34"	70"

Three-Compartment

Model	Roller Width	Outside Width (OW)
RS-12-3	12"	39"
RS-15-3	15"	48"
RS-18-3	18"	57"
RS-21-3*	21"	66"
RS-24-3*	24"	75"
RS-27-3	27"	84"
RS-30-3	30"	93"
RS-34-3	34"	105"

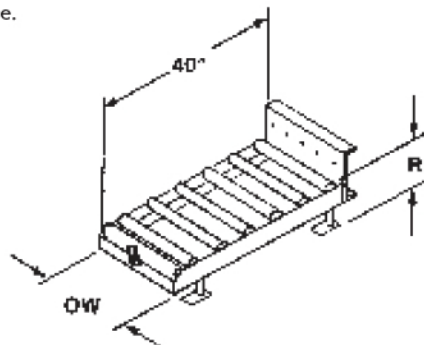
*45" deep units available. Add "-45" to model number.
To order w/o shelf add "-LCS" to model number.
All meet OSHA requirements.
'R' = Desired height of rollers above floor. Please specify.
(Minimum of 5")
Adjustable Height Plus or Minus 1 1/2"

Battery Service Station

Model	Roller Width	Outside Width (OW)
B-SS-15	15"	15 3/4"
B-SS-21	21"	21 3/4"

R = roller height Available from 5" to 14"


All dimensions shown are nominal and subject to change without notice.



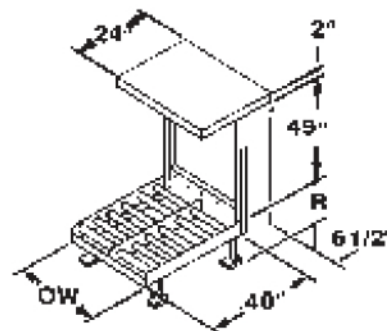
Individual specification sheet available.

Battery Station with Rollers Features


- Heavy-Duty Construction
- Non-Conductive Roller Bed
- Spring Loaded Rollers
- Adjustable Legs
- Battery Safety Stops
- 800 lb. Capacity Charger Shelf
- Models For All Battery Sizes



Shown with optional Charger Cable Retractor.



Model B-SS-21



Model B-SS-15

Battery Service Station

- Heavy-Duty Construction
- Non-Conductive Roller Bed
- Spring Loaded Rollers
- Adjustable Legs
- Battery Safety Stops
- 2.5" Diameter Roller